

Product name : Polypropylene flush cistern TOTEM series mechanical actuation
Code : CSTTOT0102100
Weight : 145 kg
Dimension (LxWxH) : 36 x 16 x 117 cm

DESCRIPTION

Polypropylene flush cistern **TOTEM** collection. Mechanical actuation. Is ideal for wall-hung toilets and is suitable for all applications (drywall, light-walls, masonry and solid-walls that are brick lined). It comes equipped, our water saving inlet valve that can help you save up to 9L of water per day.

Available versions: mechanical actuation (1), pneumatic actuation (2).

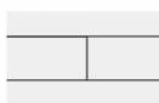
FEATURES: MADE IN ITALY, polypropylene flush cistern, dual flush 6/3 l (adjustable to 7/3 l), mechanical actuation, class A+ water efficiency, equipped with inlet valve with delayed refilling, supplied with anti-condensation lining, 120 mm adjustable to 170 mm thickness, frame tested for a 400 kg load, WC pan fixing material, frame fixing material, inlet and outlet WC pan connection, outlet bend and Ø 90/110 adaptor, G ½" stop valve, 5 years warranty, packaging in single box.



Products and accessories available



PLCPAC0010105
Stainless steel
control plate
PACIFIC series



PLCMON0010301
ABS control plate
MONET series



PLCPRTL010401
Tempered glass
control plate
PRETTY TWO
series



PLCSLI0010301
ABS control plate
SLICK series



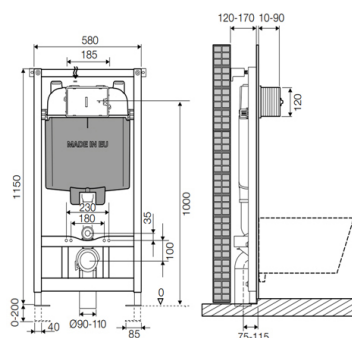
PLCTOXL010401
Tempered glass
control plate TOXIC
series

PLCELIL010401
Tempered glass
control plate ELISIR
series

PLCELOL010401
Tempered glass
control plate ELISIR
ONE series



PLCPAO0010105
Stainless steel
control plate
PACIFIC ONE series



Product name : Polypropylene flush cistern TOTEM series pneumatic actuation

Code : CSTTOT0102200

Weight : 145 kg

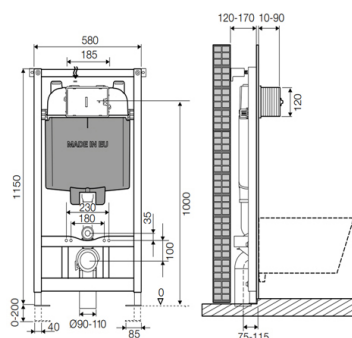
Dimension (LxWxH) : 36 x 16 x 117 cm

DESCRIPTION

Polypropylene flush cistern **TOTEM** collection. Mechanical actuation. Is ideal for wall-hung toilets and is suitable for all applications (drywall, light-walls, masonry and solid-walls that are brick lined). It comes equipped, our water saving inlet valve that can help you save up to 9L of water per day.

Available versions: mechanical actuation (1), pneumatic actuation (2).

FEATURES: MADE IN ITALY, polypropylene flush cistern, dual flush 6/3 l (adjustable to 7/3 l), mechanical actuation, class A+ water efficiency, equipped with inlet valve with delayed refilling, supplied with anti-condensation lining, 120 mm adjustable to 170 mm thickness, frame tested for a 400 kg load, WC pan fixing material, frame fixing material, inlet and outlet WC pan connection, outlet bend and Ø 90/110 adaptor, G ½" stop valve, 5 years warranty, packaging in single box.

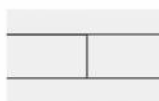


Products and accessories available



PLCPAC0010105

Stainless steel
control plate
PACIFIC series



PLCMON0010301

ABS control plate
MONET series



PLCPRTL010401

Tempered glass
control plate
PRETTY TWO
series



PLCSLI0010301

ABS control plate
SLICK series



PLCTOXL010401

Tempered glass
control plate TOXIC
series



PLCELIL010401

Tempered glass
control plate ELISIR
series



PLCELOL010401

Tempered glass
control plate ELISIR
ONE series



PLCPAO0010105

Stainless steel
control plate
PACIFIC ONE series

ARCA CONCEPT S.r.l.

Via del Mella, 19/21

IT - 25131 Brescia

T. +39 030 7281057

Email: info@arcaconcept.com

www.arcaconcept.com